
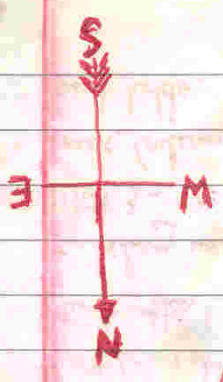



# JEBEL TOTEEL (KASSALA)





E2 5b-

FIELDS OF BROWN  
PLACES. (O)

DAVE LUCAS

TOM VENCKEN

BEA BATTERSON

06/05/02

(NEE face of Peak 3)

① PITCH 1 - climb the left hand crack over the overhang to a large detached block. Pass this on the right hand side + continue a further 15m to belay. (4b)

PITCH 2 - Cut left across slab (unprotected) to new crack climb this over bulge and repair cracks. Put bush + belay in boulder checked corner/chimney (5b-)

② PITCH 3 - Continue up chimney + cut right to first crack. Continue up past small bush. Good gear but bad hand holds. Transverse left bush into corner + climb to

the end of corner. full round arc to the left. Enter the field of handholes. Climb to foot of corner (10m unprotected on bad rock). The small corner has no belay but to the left of its foot is one. (#8 nut + #2-10, 10 cam) ~~is~~ this belay is 60m from the last!!! (5a+)

PITCH 4- climb crack on left to ledge + climb (walk) up this to short steep wall. Climb this + continue to ramp.

PITCH 5- continue up ramp + climb slab/wall on great rock faces right + up slabs to crack/ramp climb this to left + squeeze behind koulder belay. (4c)

PITCH 6- climb ramps + cracks to top. (4a)

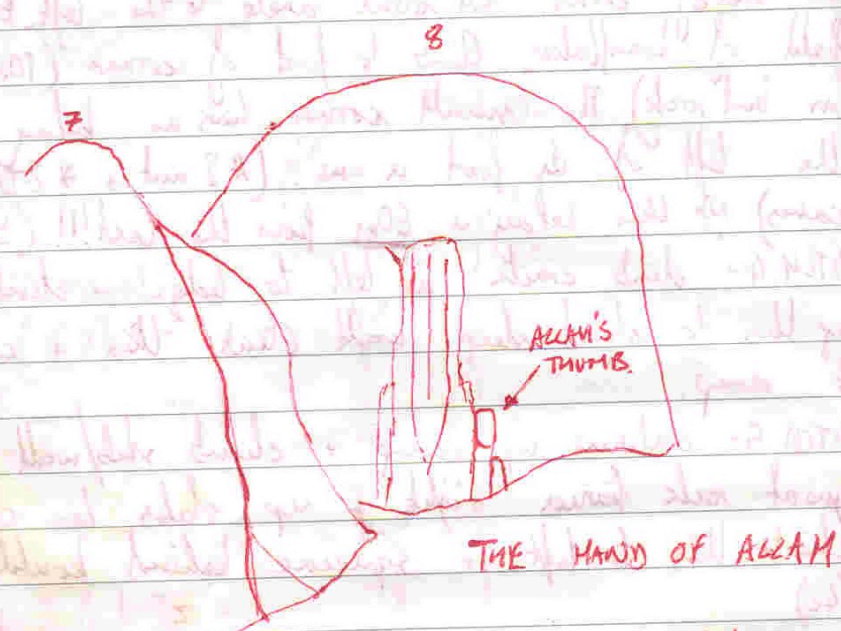
Descent - From Top walk South down towards col between bigger <sup>(4+3)</sup> hump. descend slabs + ramps (easy) to tal around large boulder. 55m absed.

Note - This is very runout + essential to take 60m rope

② PITCH 1 Birthday Buzz Tony Williams + Wayne Dore.  
06/03/02 VS 4c

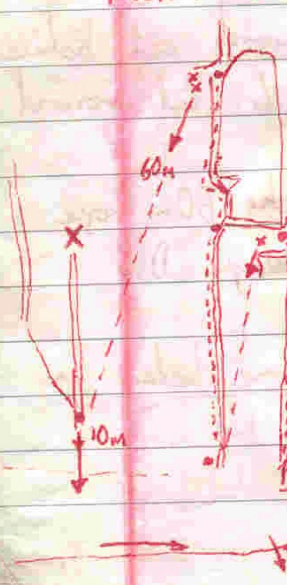
climb the right hand side crack to same belay as end of pitch 1 of other route.

*[Faint background text from the reverse side of the page is visible through the paper.]*



08/03/2002. Allain's Thumb Dave Lucas + Maurice Antist. E2, E5, E6, E8

PITCH 1 - Climb to base of chimney via thin crack. Climb into chimney and then on hollow detached pillar/flake to top. Stand on top. make a few awkward moves to ledge.



Abseil 1 - Ab down 40m to base of next crack.

PITCH 2 - Climb off ledge to loose ledge/corner.

PITCH 3 - Climb back of corner + over overhang. + easily up chimney to 2 bolt ab.

Abseil 2 - Ab to base of next crack (Hex) (60m) a further 10m to ledge. The upper crack

From here would be an incredible 5/6 pitch  
off width.


Descent - As shown via Absciss.

Notes - Take lots of large canvas bags (\*6 can)  
+ multiples of \*4.

60m rope needed to get to crack X.

Warning Baboons troop around base of crag.

BABAY! ? MUCH AUDACITY AND THE DUMBCHANCE



F.A. SOHMY 9.5, TIME PILING, LITTLE MARK, WAYNE R. DOVE 8/3/02  
PLEASANT MOUNTAIN CLIMB, IN THE SHADE UNTIL ABOUT  
MIDDAY.

PITCH 1 - 90m, FOLLOW CRACK LINE LEFT OF PROMINENT  
AROTE TO BELAY AT TOP OF AROTE

PITCH 2 - FOLLOW WACY ANGLE GRASSY CRACK  
TO BELAY LEDGE BELOW OBVIOUS CHIMNEY.

PITCH 3 - HAND + FIST CRACK ON STEEP SCABS  
JUST LEFT OF CHIMNEY TO BELAY AT  
LARGE LEDGE

PITCH 4 - SCRAMBLE OVER BOULDERS AT RIGHT  
TO COC BETWEEN THE 2 SUMMITS, THEN  
UP LEFT HAND SCABS TO SUMMIT. DONE  
WITHOUT ROPES ON F.A.

DESCENT - ~~DOWN~~ AWKWARD SCRAMBLE DOWN  
LEFT SIDE OF SUMMIT, THROUGH BOULDERS  
TO SOFT SLOPE BACK DOWN TO ROAD.

GEAR - SLINGS, LARGE HEXES, MEDIUM + LARGE  
FRIGIDS + MEDIUM TO SMALL NUTS.

TIME - 4 hrs inc. DESCENT.

DANGERS - BEWARE OF LOCAL KIDS SOGGING UP  
PITCH 1 WITH YOU, AND ALSO SOME  
LOOSE FLAKES ON PITCH 3 WHICH MAY  
CHANGE THE GRADE IF BROKEN OFF.


EASY CRACK  
CANYON,  
SP SCAB  
BY AP

RIGHT  
HITS, THEN  
WIT. PONG

TABLE DOWN  
HIGH BOULDER  
TO ROAD.


W/CARGE  
NOTS

DRIVE UP  
SOME  
HIGH MAY  
OFF.



NORTH FACE OF 11▲

10/03/02  
Dave Lucas  
Melissa Nesbit  
Bar batherson.  
Hazel Eggleton.



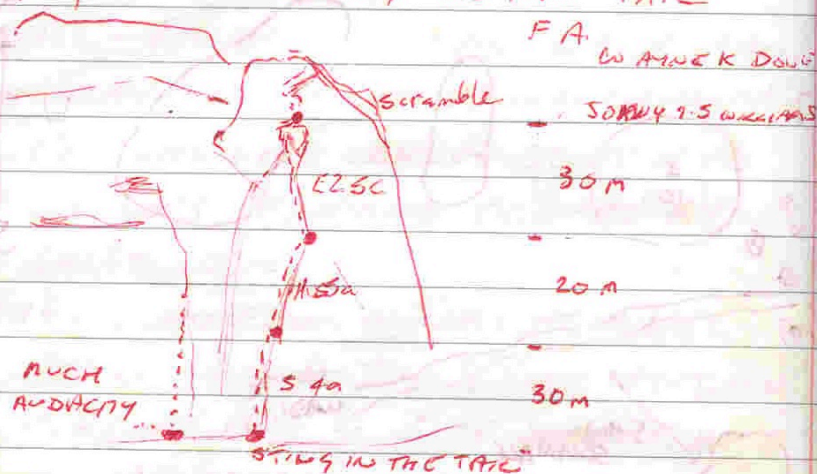
- ① VS 4C 60m. - Follow the perfect  
wadi to chimney + corner to top.
- ② -HS 5A - Follow FLAKE to  
Corner on great rock.
- ③ Climb towards start of wadi  
and traverse to flake post  
bolt + peg in flake. Traverse on  
slippery rocks to seam with bad gear below  
in corner of climb 2.

Descent is walk down of South side of peak.

SUMMIT 1 WEST FACE

12/03/02

STING IN THE TAIL



PITCH 1 CLIMB OBVIOUS CRACK AND EASY ANGLED CORNER TO BLOCK BELAY BELOW WHICH CORNER STEEPENS.

PITCH 2 CLIMB CORNER PAST OVERHANG UNTIL POSSIBLE TO MOVE RIGHT AND CLIMB TO 2ND BLOCK BELAY

PITCH 3 FOLLOW OFF-WIDTH CORNER CRACK FOR 14 METERS MAKE AWARD MOVE LEFT TO GET HAND CRACK. FOLLOW THIS ROUND BOUNDER, BELAY ON TOP SHINGLES AND SLINGS.

SCRAMBLE TO TOP THEN DOWN TO CORNER AND ON TO MAIN SUMMIT.

DESCENT AS FOR MUCH AUDACITY...

GET FULL RACK, SIZE 6 CAM FOR PITCH 3 DANGERS. BEES NEST TOP OF PITCH 2.



North face of ①



### FATHER XMAS'S BREAKFAST HVS 5a

Tom Vencken  
Bex Battarson

05/03/02

Start  $\pm 10m$  left of the obvious big hole in the face.  
Climb up the chimney till an overhanging block. Traverse  
right along the undercut lip. Continue up across slabby  
loose flakes till a big crack + blocks to set up belay.  
Big cams & hexes useful.  
Take care of loose rock. Descent: walk off leftwards

### HOT APPLE SCRUMBLE III+

Adam Kosminski

Lise McJlaworath

11/3/02

### SOUTH FACE OF 1

Start at the bottom of the South  
face far to the right below ~~the~~  
crack which runs some 30m above  
the ground to the summit. Climbway  
/ crack goes for some 40m.  
1st pitch basically no pro, flaking off rock